



FRONT ELEVATION



REAR ELEVATION

1160

<i>Kahle Design & Build</i>	
Defiance, Oh	Ph: 497-4805
Sc: Var. 1/0"	Date 08/31/02
Mr. & Mrs. Marvin Rabe	
Locat: Chelsea Condo's, Nap.	

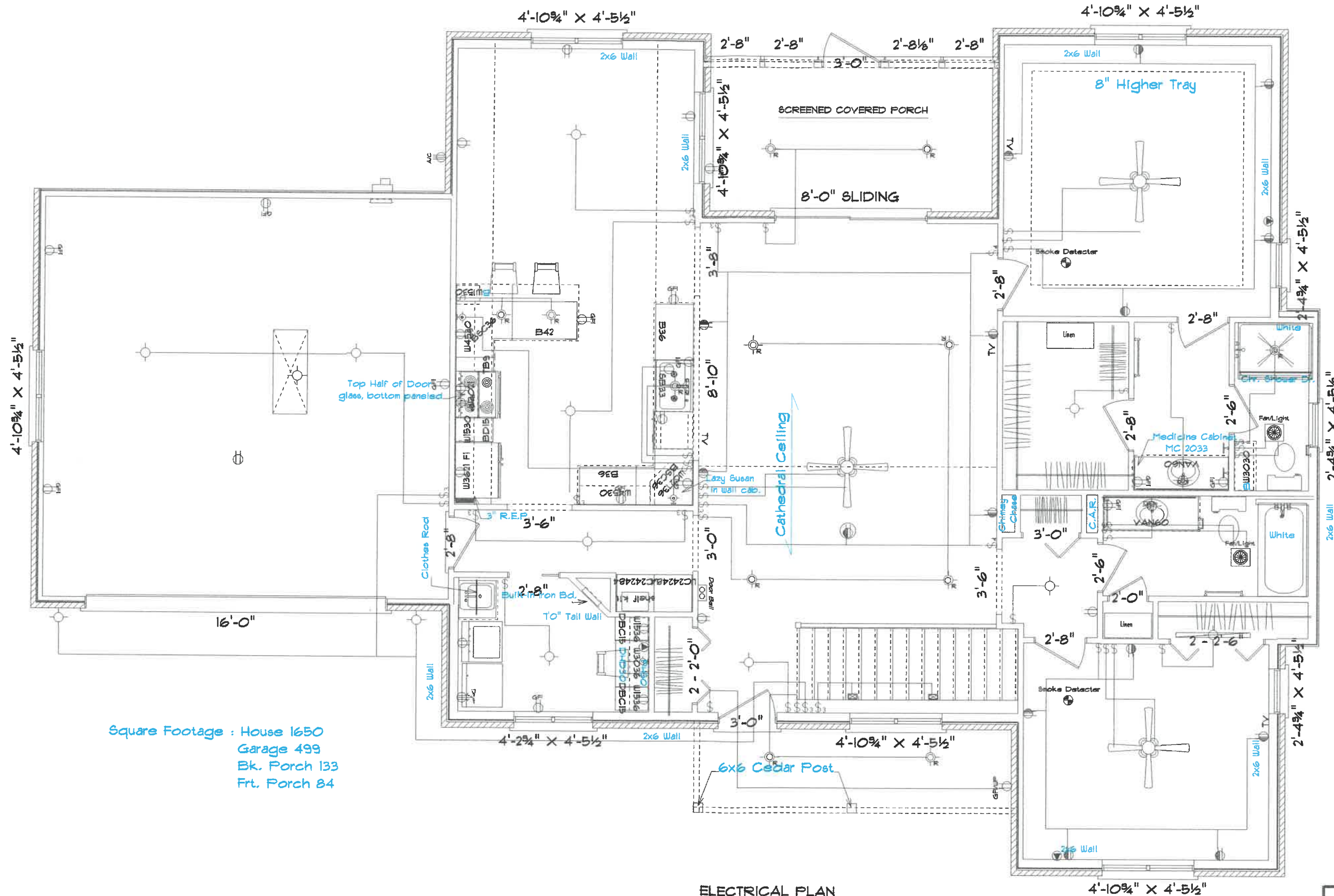


RIGHT ELEVATION



LEFT ELEVATION

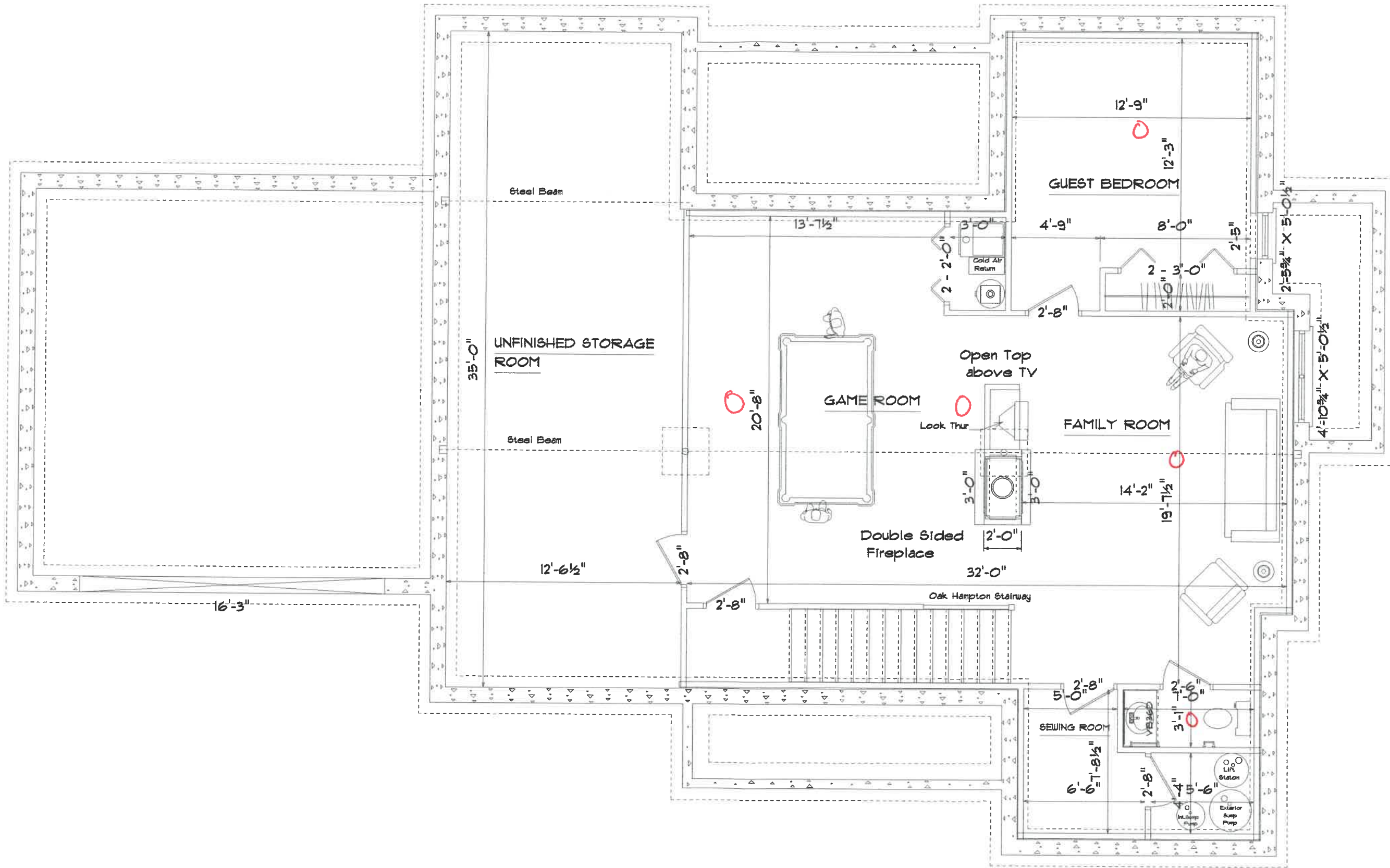
<i>Kahle Design & Build</i>	
Defiance, Oh	Ph: 497-4805
Sc: Var. 1/0"	Date 08/31/02
Mr. & Mrs. Marvin Rabe	
Locat: Chelsea Condo's, Nap.	



Square Footage : House 1650
 Garage 499
 Bk. Porch 133
 Frt. Porch 84

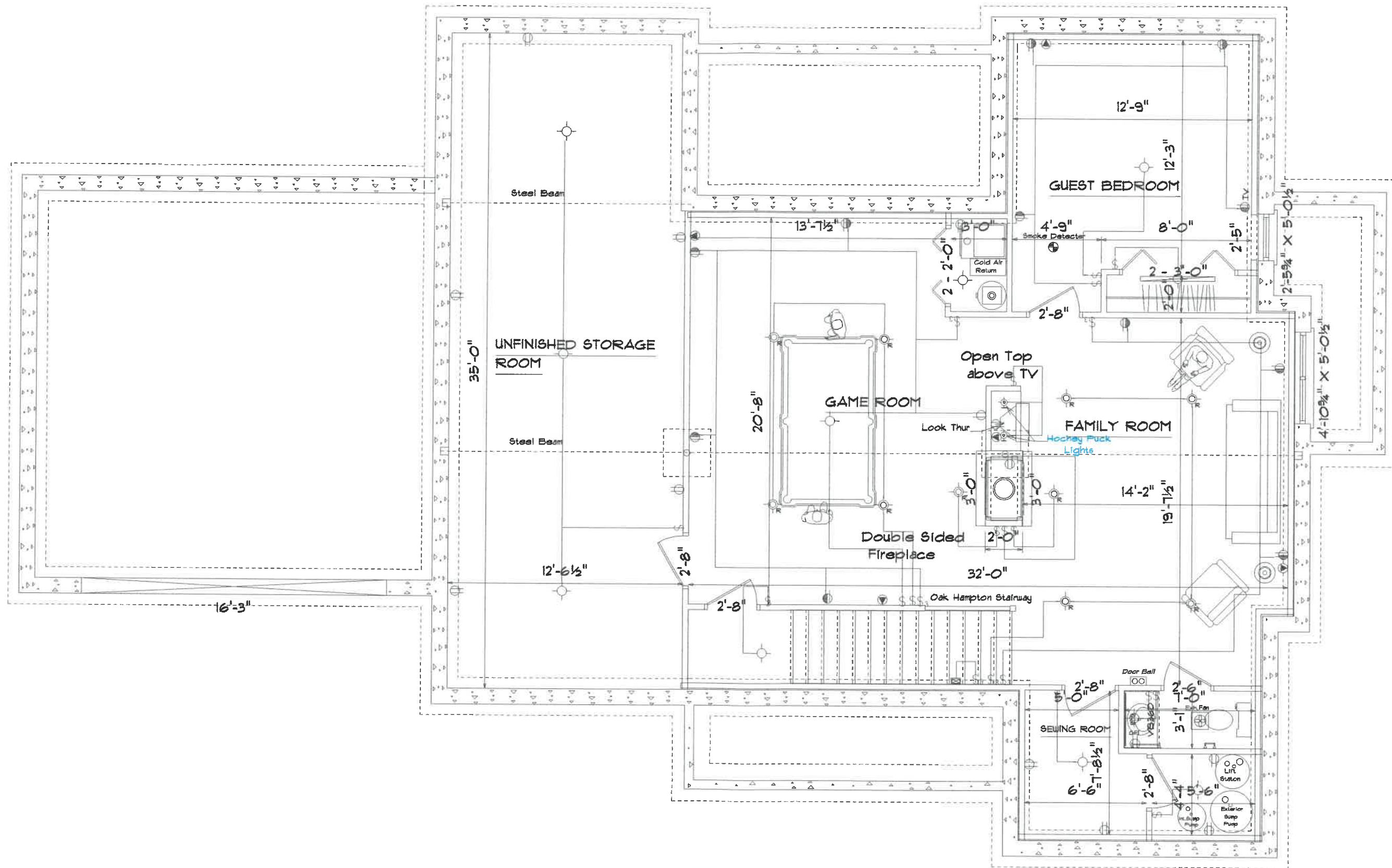
ELECTRICAL PLAN

Kahle Design & Build
 Defiance, Oh Ph: 497-4805
 Sc: Var.'i'0" Date 08/31/02
 Mr. & Mrs. Marvin Rabe
 Locat: Chelsea Condo's, Nap.



Finished Basement: 1025 Sq.ft.

Kahle Design & Build	
Defiance, Oh	Ph: 497-4805
Sc: Var.=1'0"	Date 08/31/02
Mr. & Mrs. Marvin Rabe	
Locat: Chelsea Condo's, Nap.	



Basement Electrical

Finished Basement: 1025 Sq.ft.

Kahle Design & Build	
Defiance, Oh	Ph: 497-4805
Sc: Var. #1'0"	Date 08/31/02
Mr. & Mrs. Marvin Rabe	
Locat: Chelsea Condo's, Nap.	

